

Ground beetles on islands: on the effects of habitat and dispersal

Marcin Zalewski^{1,*}, Paweł Sienkiewicz², Krzysztof Kujawa³,
Izabela Hajdamowicz⁴ & Werner Ulrich⁵

¹⁾ *Polish Academy of Sciences, Centre for Ecological Studies, ul. M. Konopnickiej 1, Dziekanów Leśny, PL-05-092 Łomianki, Poland (corresponding author's e-mail: zlewek@yahoo.com)*

²⁾ *Department of Entomology and Environmental Protection, Poznań University of Life Sciences, ul. Dąbrowskiego 159, PL-60-594 Poznań, Poland*

³⁾ *Polish Academy of Science, Institute for Agricultural and Forest Environment, PL-60-809 Poznań, ul. Bukowska 19, Poland*

⁴⁾ *Department of Zoology, Siedlce University of Natural Sciences and Humanities, ul. Prusa 12, PL-08-110 Siedlce, Poland*

⁵⁾ *Department of Animal Ecology, Nicolaus Copernicus University Toruń, ul. Gagarina 9, PL-87-100 Toruń, Poland*

Received 10 May 2011, final version received 16 Feb. 2012, accepted 23 Jan 2012

Zalewski, M., Sienkiewicz, P., Kujawa, K., Hajdamowicz, I. & Ulrich, W. 2012: Ground beetles on islands: on the effects of habitat and dispersal. — *Ann. Zool. Fennici* 49: 139–151.

Neutral theory focuses on random dispersal and species equivalence, and challenges views on the ecological importance of life history traits and habitat properties in explaining community assembly and the spatial distribution of species. Ground beetles are a popular model taxon to test predictions of contrasting macroecological theories. Here we investigate the effects of habitat properties and life history on the occurrence and community structure of 71 carabid beetle species inhabiting 15 lake islands in NE Poland. Island properties, particularly area and habitat quality, were positively linked to the occurrences of 42% of the species and correlated with species richness and β -diversity. Life history traits (hibernation type, dispersal ability and average abundances) significantly influenced species occurrences. Thus, site and species properties influence the spatial distribution of species and macroecological patterns on islands.

Introduction

Are species randomly distributed among sites or do site properties and species characteristics influence occurrences? This basic question re-appeared at the centre of ecological debates along with the neutral theory (Pueyo 2006). In essence, neutral community ecology assumes species equivalence within trophic levels. Furthermore, random dispersal and local coloniza-

tion/extinction dynamics are of key importance with direct consequences for community structure (Hubbell 2001). In this context, the relative roles of a species' habitat requirements and dispersal abilities are seen as central to our understanding of the forces that structure communities (Cottenie 2005, Kadmon & Allouche 2007).

Ground beetles on islands are a model system for the theory of island biogeography (MacArthur & Wilson 1967), which is often

cited in ecology textbooks (Rosenzweig 1995, Hanski 1999, Gaston & Blackburn 2000). Despite clear habitat requirements and distinct life-history traits of many ground beetle species (e.g. Thiele 1977), a number of studies on islands have suggested that spatial distributions and, therefore, patterns of colonization are largely random (Ulrich & Zalewski 2007), that these beetles have broader habitat tolerances on islands (Niemelä *et al.* 1988, Kotze 2008), and that habitat properties are of minor importance in shaping island communities (Nilsson *et al.* 1988, Ås *et al.* 1997, Kotze *et al.* 2000, Zalewski & Ulrich 2009). It is, therefore, hypothesized that carabid beetle island communities are moulded largely by neutral colonization–extinction events as predicted by island biogeography (MacArthur & Wilson 1967).

Recent models have attempted to balance both neutral and niche oriented approaches to diversity and community structure (Kadmon & Allouche 2007). In particular, Triantis *et al.* (2003), Kadmon and Allouche (2007) and Hortal *et al.* (2009) proposed the integration of area *per se* (neutral) and habitat diversity (niche based) hypotheses in explaining spatial patterns of community structure. While Carabidae are extensively present in community-assembly studies, the role of habitat for ground beetles on islands is still unclear (Nilsson *et al.* 1988, Ås *et al.* 1997, Kotze *et al.* 2000, Zalewski & Ulrich 2009). Studies on ground beetles that dismissed the role of habitat on islands often lacked precise measurements of local environmental conditions (Niemelä *et al.* 1987, Niemelä *et al.* 1988, Leśniak 1993, Kotze *et al.* 2000). In the present study we assessed (1) how average local environmental conditions affected species occurrence, and (2) how differences in habitat conditions on particular islands were linked to species richness. These measures of habitat conditions (1 and 2) are likely to affect species occurrence and richness in different ways. We expected local habitat conditions to determine species occurrence, while variation in these conditions to affect species richness and diversity. Further, island area should have a twofold influence on beetle communities, through area *per se* and through the link with habitat diversity (Rosenzweig 1995).

As with studies on habitat effects, research on carabid beetle dispersal on islands also challenges established views. Because ground beetles differ in dispersal ability (there are winged, wingless and wing-dimorphic species, den Boer *et al.* 1980) they are a popular model in island ecology (e.g. Ås 1984, Niemelä *et al.* 1987, Brose 2003, Lövei & Sunderland 2006, Hatteland *et al.* 2008, Kotze 2008). The isolation of islands in the Baltic Sea (ranging from 0.5 to 27 km) does not prevent colonization by both winged (macropterous) and wingless (brachypterous) species (Ås 1984, Kotze *et al.* 2000, Kotze and Niemelä 2002). This lack of dispersal superiority of winged species contrasts with results from habitat islands where many wingless species experience difficulties in reaching isolated habitats (Turin & den Boer 1988, de Vries *et al.* 1996, Šerić-Jelaska & Durbešić 2009). Furthermore, wingless species are more abundant on Baltic islands than on the mainland (Ås 1984, Kotze *et al.* 2000), and wingless beetles, on average, colonize more islands than winged species (Zalewski & Ulrich 2006).

We attempt to investigate dispersal from a species-level perspective (Hanski 1992, Lomolino 2000) by analysing how species with different dispersal strategies are affected by island properties: isolation, area and habitat conditions. Additionally we examine whether hibernation type affects species persistence. As such, this is the first time the importance of species characteristics and island properties in explaining carabid beetle occurrences is studied.

Material and methods

Study sites and collecting method

Fifteen islands (from 0.01 to 20.09 ha in size) and two forested mainland sites (variants of *Tilio-Carpinetum* and *Carici elongatae-alnetum* associations) in the largest archipelago of islands in Poland — the Masurian Lake Mamry (21°30′–21°52′E, 54°00′–54°10′N) — were sampled monthly from June to September in 1997 and 1998, using pitfall traps (0.5-l plastic mug, mouth diameter 120 mm, wooden roof, emptied every month and refilled with new

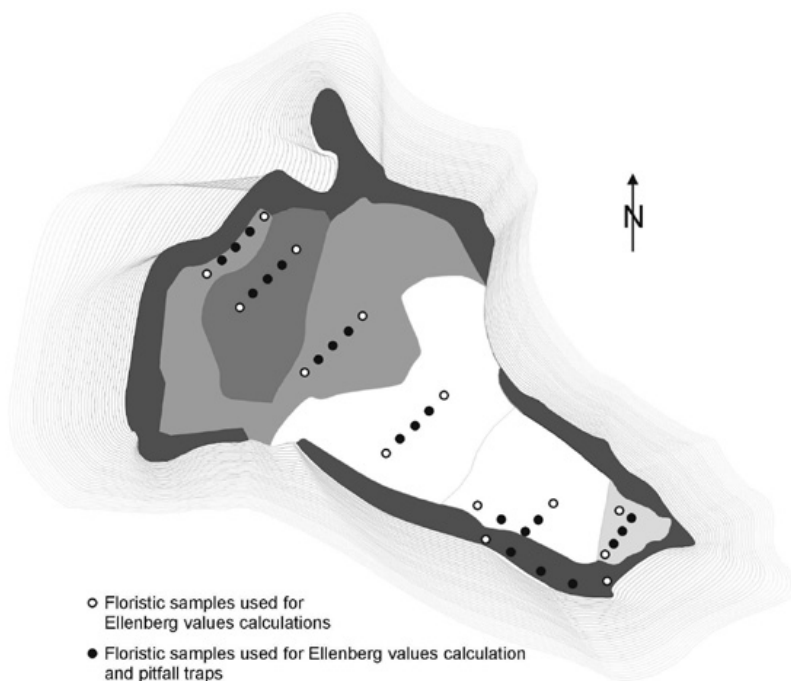


Fig. 1. Location of pitfall traps and floristic samples on Sosnowy Ostrów.

glycol). Existing maps of forest habitats and soil types (1:25 000), and thorough botanical investigations of the islands allowed us to distinguish 13 habitat types within the archipelago (Zalwski 2004). A single main line (following one of the eight main geographical directions) crossing all habitat types on an island was chosen and then perpendicular trap lines were placed in each habitat (Fig. 1). Trap lines consisted of three traps placed 25 m apart (Digweed *et al.* 1995). On the smallest islands, it was possible to accommodate only two traps. Depending on habitat diversity and size, between 2 and 21 traps were used per island. The total number of traps was 107, distributed over 37 trapping lines on 15 islands and at two mainland sites.

Insects

We collected 11 321 carabid individuals (71 species) on the islands and 1472 individuals (31 species) on the mainland. A complete species list together with life history traits and abundance data is given in Ulrich and Zalwski (2006) and Zalwski and Ulrich (2006). All carabids, except the genus *Europhilus*, were identified

to species level using the keys in Hürka (1996) and Lindroth (1985, 1986). The nomenclature follows Hürka (1996). Life history and morphological characteristics are based on den Boer *et al.* (1980), den Boer and den Boer-Daanje 1990, Lindroth (1985, 1986) and Hürka (1996). In particular, all species were classified into flight ability (winged, wingless, dimorph) and hibernation type (hibernating as larvae, hibernating as imagines and species of more complex strategy) categories. Regional proportions of dispersal types (winged, wingless, dimorph) on the Masurian mainland were calculated from Burakowski *et al.* (1974).

Habitat variables

In order to estimate both average island conditions and habitat variability on the islands, using standard Ellenberg values (Ellenberg *et al.* 1992) adapted to the Polish flora by Zarzycki *et al.* (2002) we estimated seven habitat characteristics known to be important for the occurrence of ground beetles (Thiele 1977): *L* = insolation, *T* = temperature, *Tr* = soil fertility (rich/poor in minerals), *W* = soil wetness, *R* = soil acidity, *D* =

soil dispersion (rock/clay), H = organic material content. This method relies on tabulated habitat requirements (given as ranks) of plants according to their response to specific environmental gradients. A local index, for instance of soil wetness, is then calculated by averaging the respective plant indices within the sample. A floristic sample of 100 m² was taken around each trap, with additional sample taken 25 m away from the first and the third traps along each trapping line.

Habitat variability was expressed using coefficient of variation (CV) of species-specific Ellenberg scores. Log-transformed elevation was used as an additional measure of habitat variability, assuming that more elevated islands have more habitats (Ricklefs & Lovette 1999). Island isolation was expressed as the log-transformed distance to the closest mainland.

Statistical analyses and procedures

Due to a limited number of islands and species occurrences, we used a recently developed (Gotelli *et al.* 2011) non-parametric procedure (hereafter called impact test) to assess the impact of environmental variables on species occurrence. For each species i we calculated the

Table 1. Principal Components Analysis of habitat diversity. Variables with high loading (> 0.6) are set in boldface. L = insolation, T = temperature, Tr = soil fertility, W = soil wetness, R = soil acidity, D = soil dispersion, H = organic material content.

	ABIOTIC _{cv}	SOIL _{cv}
Eigenvalue	4.12	2.46
Variance explained (proportion)	0.46	0.27
Variables	Coefficients of variation	
Log₁₀ area	0.89	0.09
Log₁₀ elevation	0.83	-0.22
L_{cv}	0.88	0.14
T_{cv}	0.84	-0.07
W_{cv}	0.77	0.35
Tr_{cv}	0.62	0.43
R_{cv}	0.39	0.81
D_{cv}	-0.04	0.84
H_{cv}	0.16	0.85

average sum $P_i = \sum V_{i,\text{present}}/n_{i,\text{present}}$ and the average sum $A_i = \sum V_{i,\text{absent}}/n_{i,\text{absent}}$; where $V_{i,\text{present}}$ is the environmental variable that acts on i and $n_{i,\text{present}}$ is the number of sites species i is present. $V_{i,\text{absent}}$ is the environmental variable without species i and $n_{i,\text{absent}}$ is the number of sites where the species was absent. The difference $D_i = P_i - A_i$ is a test metric that describes the effect of the environmental variable on species i (Gotelli *et al.* 2011). We compared this difference D_{obs} with a null distribution of 1000 differences D_{exp} obtained from 1000 randomised orderings of islands. We then used Z-transformed scores — $Z = (D_{\text{obs}} - D_{\text{exp}})/SD_{\text{exp}}$, where SD_{exp} is the standard deviation of the expectation — to assess whether a species correlated positively or negatively with the respective environmental variable.

We measured local, trap level (α) and island level (γ) species diversities using Hurlbert's PIE:

$$\Delta_1 = [N/(N-1)](1 - \sum_{i=1}^S p_i^2)$$

where N is the number of individual specimens in the sample; $p_i = n_i/N$ is the proportion of species in the sample, and S is the species richness. Hurlbert's PIE was chosen because it is unbiased with respect to sample size (Olszewski 2004). In this case, α -diversity was calculated as the average of the diversity of individual sampling units, whereas γ -diversity was calculated by pooling all species. β -diversity was measured as a difference between the weighted mean PIE of individual collections and PIE of the composite sample as described in detail in Olszewski (2004). Due to sample size constraints it was not possible to calculate Hurlbert's PIE for different dispersal groups. The jackknife 1 estimator (Burnham & Overton 1978) was used to estimate species richness of macropterous, dimorphic and brachypterous species. Species-area plots were constructed in log-log space (Rosenzweig 1995). Lastly, we used principal components analysis (PCA) to reduce the number of variables describing habitat variability (Table 1) as well as average local habitat conditions (Table 2). For variables quantifying habitat variability, the PCA clearly identified two main environmental principal components: PCAV1 correlates highly with area, elevation and variation of climatic factors: insolation,

temperature, humidity and soil fertility (abbreviation: ABIOTIC_{cv}). We interpret PCAV2 mainly from its correlation with the variability of soil characteristics: acidity, dispersion and organic matter content (abbreviation: SOIL_{cv}). The PCA applied to variables describing average local habitat conditions distinguished three significant principal components: PCA1 (named LWH_{mean}) correlated highly with insolation, organic matter content and soil humidity, PCA2 (TTrR_{mean}) with soil fertility, soil acidity and temperature while PCA3 (D_{mean}) with soil dispersion (Table 2).

Results

Because the sites differed in numbers of traps, we tested whether these differences resulted in different proportions of species trapped. Irrespective of the study site and number of traps, between 77% and 89% (mean 84.9%) of the estimated number of species were trapped as inferred from the estimates of jackknife I. Unequal trap numbers should therefore not bias our results.

Of the 71 species, 15 (8 significantly) reacted positively or negatively to ABIOTIC_{cv} (Table 3). This is significantly more than expected from a binomial distribution at the two-tailed 5% error level ($p < 0.001$). Eleven species reacted to LWH_{mean}. In total, 42% of the species occurrences were affected by at least one of the six island properties. This is 10% of all 426 possible correlations and therefore slightly more than expected at $p = 0.05$. Responses to environmental factors were unevenly distributed among species of different hibernation types. In particular, species with a complex hibernation strategy reacted positively to variation in soil characteristics (SOIL_{cv}) (Table 4). Dispersal type did not correlate with island properties (Table 5).

The presence of a species on an island might be predicted by its average abundance in an archipelago. We found a strong correlation between a species' average island abundance and the number of colonized islands (Pearson's $r = 0.87$, $p < 0.001$). Dispersal ability plays a role in this pattern. By comparing wingless species vs. flying ones, we observed an important difference in the ability to colonize islands (Fig. 2).

Brachypterous species displayed narrower distributions for their average abundance while the distributions of flying species were a function of their abundances. ANCOVA confirmed that flight ability affected the number of occupied islands independently of the general abundance of the species (Table 6), and the model explained 81% of the variance in the number of inhabited islands ($p < 0.001$).

To test whether a species' abundance on the surrounding mainland affected island colonization, we regressed average mainland abundance against the number of colonised islands. There were neither statistically significant relationships for all species nor for any of the dispersal groups ($p > 0.1$).

The fraction of wingless species did not differ between island communities and the community in the surrounding mainland landscape. Macropterous species were slightly (1.5 times) less represented on islands. However, a sharp difference was observed for dimorphic beetles (Fig. 3). Species with a flexible dispersal strategy represented, on average, 45.4% of the species of the island communities, but only 15.1% of the mainland communities.

A correlation analysis (Table 7) showed that the species richnesses of carabid beetle dispersal groups were positively influenced by the

Table 2. Principal Components Analysis of local average habitat conditions. Variables with high loading (> 0.6) are set in boldface. L = insolation, T = temperature, Tr = soil fertility, W = soil wetness, R = soil acidity, D = soil dispersion, H = organic material content.

	PCA1 LWH _{mean}	PCA2 TTrR _{mean}	PCA3 D_{mean}
Eigenvalue	2.61	1.98	1.41
Variance explained (proportion)	0.37	0.28	0.20
Variable	Means		
L_{mean}	0.93	0.22	0.22
T_{mean}	0.25	0.74	-0.23
W_{mean}	0.97	0.20	0.01
Tr_{mean}	-0.44	0.66	0.27
R_{mean}	0.21	0.92	0.20
D_{mean}	0.03	0.07	0.96
H_{mean}	0.71	-0.27	-0.51

Table 3. Z scores of the impact test for each of the 71 ground-beetle species in this study. For PCA scores of average habitat variables refer to Tables 1 and 2. Negative scores indicate a negative response of a species to island isolation or a specific PCA variable, positive scores indicate positive responses. At the $p < 0.05$ of the scores are either < -1.96 or $> +1.96$ (normal approximation) (set in boldface).

Species	Variability in habitat variables		Mean habitat variables			Isolation
	ABIOTIC _{cv}	SOIL _{cv}	LWH _{mean}	TTrR _{mean}	D _{mean}	
<i>Agonum duftshmidi</i>	-1.80	0.56	1.95	0.60	-0.71	0.18
<i>Agonum lugens</i>	-1.26	0.04	2.45	0.11	-0.63	-0.99
<i>Amara aulica</i>	-0.29	1.52	0.18	-0.24	-0.65	0.64
<i>Amara brunea</i>	1.61	-0.26	-1.07	-1.35	-1.02	-1.98
<i>Amara communis</i>	-0.36	-0.36	1.23	-0.43	0.26	-0.55
<i>Amara plebeja</i>	2.60	-0.73	-1.70	-1.98	-0.12	-1.98
<i>Harpalus</i> sp.	-1.19	-0.34	1.02	0.83	1.34	1.25
<i>Anisodatyus binotatus</i>	-0.63	-0.29	0.48	1.20	1.06	0.22
<i>Badister bullatus</i>	2.40	-0.66	-1.69	-1.24	-0.75	-1.96
<i>Badister dorsiger</i>	1.36	-0.27	-0.63	-0.53	-0.19	-1.16
<i>Badister sodalis</i>	0.58	-0.34	0.27	1.23	-0.77	-1.26
<i>Badister unipustulatus</i>	2.16	-0.78	-1.52	-2.16	0	-1.85
<i>Bembidion articulatum</i>	-0.63	-0.29	0.48	1.20	1.06	0.22
<i>Bembidion doris</i>	-0.63	-0.29	0.48	1.20	1.06	0.22
<i>Bembidion</i> sp.	-0.35	2.11	0.86	-0.99	-1.39	-0.62
<i>Calathus fuscipes</i>	0.91	-0.78	-1.00	-0.14	1.57	2.88
<i>Calathus melanocephalus</i>	-0.30	-0.73	0.39	1.55	0.33	1.33
<i>Calathus micropterus</i>	0.36	-1.38	-1.20	-0.19	0.32	-0.55
<i>Calathus mollis</i>	-0.63	-0.29	0.48	1.20	1.06	0.22
<i>Carabus cancelatus</i>	0.36	-1.38	-1.20	-0.19	0.32	-0.55
<i>Carabus granulatus</i>	1.83	0.63	-1.68	-0.73	-1.95	-0.60
<i>Carabus hortensis</i>	1.36	-0.27	-0.63	-0.53	-0.19	-1.16
<i>Carabus nemoralis</i>	2.43	0.49	-1.46	-1.38	-0.67	-0.28
<i>Chlaenius nigricornis</i>	-1.91	-0.55	1.75	-0.21	1.60	0.58
<i>Clivina collaris</i>	-0.63	-0.29	0.48	1.20	1.06	0.22
<i>Clivina fossor</i>	-0.36	0.72	0.53	0.88	-1.50	-0.88
<i>Dischirius globosus</i>	-0.63	-0.29	0.48	1.20	1.06	0.22
<i>Dischirius</i> sp.	1.73	1.23	-0.23	-2.21	-0.07	-0.39
<i>Epaphius secalis</i>	1.79	-0.38	-0.87	-1.06	0.61	-0.67
<i>Harpalus 4-punctatus</i>	2.48	1.58	-2.41	-1.01	-0.80	0.38
<i>Harpalus froelichi</i>	-0.76	1.33	-0.82	0.26	-0.53	0.61
<i>Harpalus latus</i>	1.74	0.84	-1.86	-1.54	0.21	0.95
<i>Harpalus rufipalpis</i>	0.80	-0.72	-1.55	2.01	-0.38	-0.07
<i>Harpalus solitarius</i>	1.36	-0.27	-0.63	-0.53	-0.19	-1.16
<i>Harpalus xanthopus winkleri</i>	0.22	1.61	-0.78	-0.31	-0.89	0.01
<i>Lasiotrechus discus</i>	-1.33	-0.45	1.11	1.49	1.72	1.10
<i>Leistus ferrugineus</i>	1.36	-0.27	-0.63	-0.53	-0.19	-1.16
<i>Leistus rufomarginatus</i>	2.12	0.21	-1.82	-0.68	-0.52	-0.85
<i>Leistus terminatus</i>	2.75	1.10	-2.88	-1.49	-0.85	-0.24
<i>Loricera pilicornis</i>	0.15	0.37	-0.18	1.31	-1.00	-0.87
<i>Nebria brevicolis</i>	2.50	-0.65	-1.73	-1.72	0.91	0.34
<i>Notiophilus biguttatus</i>	1.59	-1.48	-2.08	0.74	-0.16	-1.14
<i>Notiophilus palustris</i>	2.08	-0.57	-1.60	-0.93	0.15	0.25
<i>Oodes gracilis</i>	-1.02	-0.76	1.69	1.42	0.73	-0.25
<i>Oodes helopioides</i>	-0.60	1.10	1.36	0.55	-0.20	0.41
<i>Ophonus</i> sp.	-0.74	-0.09	1.20	1.40	-1.97	-0.94
<i>Oxypselaphus obscurus</i>	-0.27	0.26	1.92	-0.86	0.60	0.39
<i>Panagaeus cruxmajor</i>	0.36	-1.38	-1.20	-0.19	0.32	-0.55
<i>Paranchus albipes</i>	1.36	-0.27	-0.63	-0.53	-0.19	-1.16

continued

Table 3. Continued.

Species	Variability in habitat variables		Mean habitat variables			Isolation
	ABIOTIC _{cv}	SOIL _{cv}	LWH _{mean}	TTrR _{mean}	D _{mean}	
<i>Patrobus atrorufus</i>	1.90	1.09	-1.49	-2.73	-0.80	-0.57
<i>Platynus assimilis</i>	2.34	0.44	-2.37	0.17	-1.11	0.22
<i>Poecilus cupreus</i>	1.95	0.32	-0.88	-1.73	1.10	1.75
<i>Poecilus versicolor</i>	0.36	-1.38	-1.20	-0.19	0.32	-0.55
<i>Pseudoophonus calceatus</i>	0.91	-0.78	-1.00	-0.14	1.57	2.88
<i>Pseudoophonus rufipes</i>	1.10	0.02	-1.35	0.73	0.21	0.70
<i>Pterostichus anthracinus</i>	-0.92	-1.56	-0.37	2.27	1.36	1.34
<i>Pterostichus aterrimus</i>	-0.74	-0.09	1.20	1.40	-1.97	-0.94
<i>Pterostichus diligens</i>	1.77	-1.55	-1.83	0.12	-0.32	-0.45
<i>Pterostichus gracilis</i>	1.36	-0.27	-0.63	-0.53	-0.19	-1.16
<i>Pterostichus longicollis</i>	1.36	-0.27	-0.63	-0.53	-0.19	-1.16
<i>Pterostichus melanarius</i>	1.70	-1.11	-1.92	0.89	-0.11	0.03
<i>Pterostichus minor</i>	-1.37	1.29	2.88	-0.60	-0.35	-0.61
<i>Pterostichus niger</i>	2.15	0.38	-1.26	-2.08	0.31	0.31
<i>Pterostichus nigrita</i>	-0.96	0.24	1.44	-0.01	0.16	-0.48
<i>Pterostichus oblongopunctatus</i>	2.25	0.65	-1.98	-0.48	-2.19	-1.36
<i>Pterostichus strenuus</i>	2.25	0.65	-1.98	-0.48	-2.19	-1.36
<i>Pterostichus vernalis</i>	-0.98	0.93	2.19	-0.10	-0.70	-0.62
<i>Stenolophus mixtus</i>	-1.19	-0.34	1.02	0.83	1.34	1.25
<i>Stomis pumicatus</i>	3.09	-0.16	-2.48	-0.65	0.17	0.39
<i>Synuchus vivalis</i>	2.67	-0.16	-3.11	-0.34	0.43	0.22
<i>Trechus</i> sp.	-0.74	-0.09	1.20	1.40	-1.97	-0.94
Significant scores	15	1	11	7	5	4

Table 4. Kruskal Wallis H and associated probability levels (p) for differences in Z scores (see Table 3) between species of different hibernation types. S = number of species.

Hibernation type	Number of species	Variability in habitat variables		Average habitat variables			Isolation
		ABIOTIC _{cv}	SOIL _{cv}	LWH _{mean}	TTrR _{mean}	D _{mean}	
Hibernating as larvae	18	1.27	-0.26	-1.11	-0.39	0.03	0.16
Hibernating as imagines	37	0.44	-0.21	-0.23	0.08	-0.08	-0.36
Complex life cycle	9	0.79	0.48	-0.5	-0.29	-0.4	-0.18
H		3.82	7.21	3.38	2.03	4.45	1.81
p		0.15	0.03	0.18	0.36	0.11	0.40

Table 5. Kruskal Wallis H and associated probability levels (p) for differences in Z scores (see Tables 3) between species of different dispersal ability. S = number of species.

Hibernation type	Number of species	Variability in habitat variables		Average habitat variables			Isolation
		ABIOTIC _{cv}	SOIL _{cv}	LWH _{mean}	TTrR _{mean}	D _{mean}	
Macropterous	47	0.45	0.07	-0.19	-0.08	-0.11	-0.23
Dimorphic	16	0.81	-0.27	-0.65	0.23	-0.14	-0.19
Brachypterous	8	1.52	-0.35	-1.29	-0.86	0.16	-0.06
H	4.32	2.16	4.87	3.82	0.74	0.03	
p	0.12	0.34	0.09	0.15	0.69	0.98	

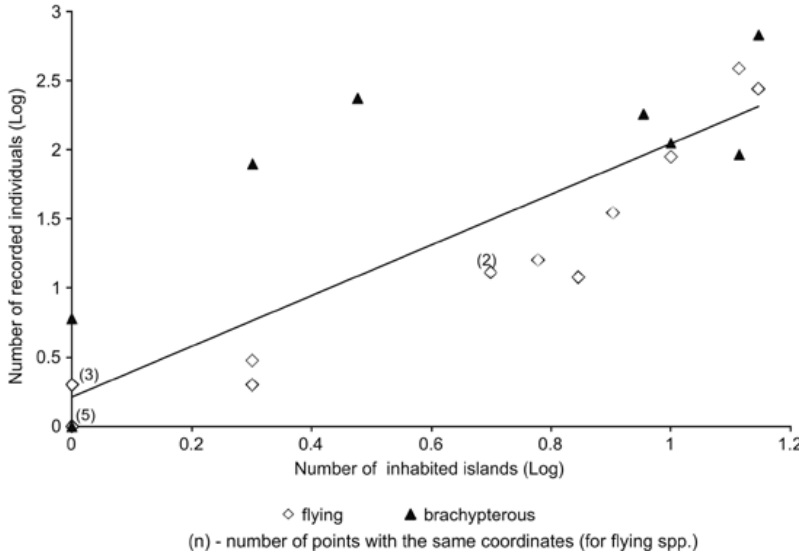


Fig. 2. Mean abundance-island occupancy relationship (log-log scale) for macropterous and brachypterous carabid species. Reduced Major Axis regression: $y = 0.08 + 2.1x$, $r = 0.87$, $p < 0.001$. Triangles = brachypterous species, squares = macropterous species with proven ability to fly.

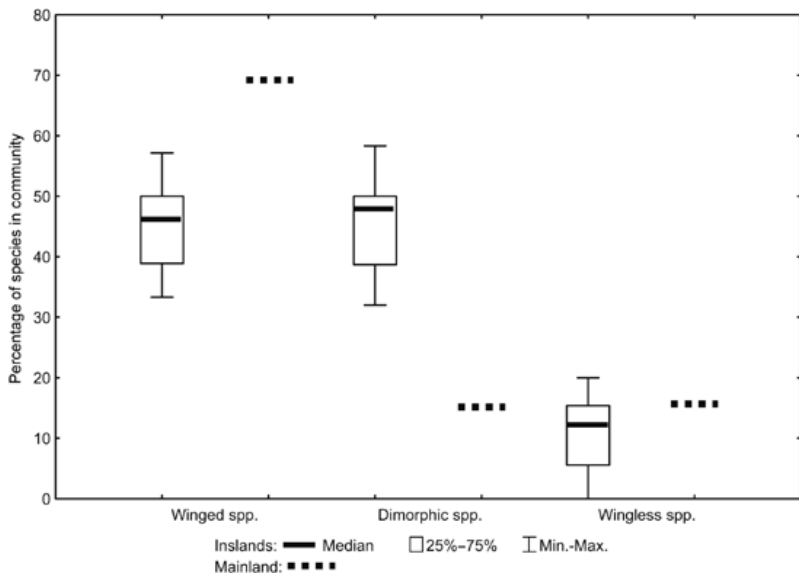


Fig. 3. Proportion of winged, dimorphic and wingless species on the studied islands (box plots) and on the Masurian mainland (dashed lines).

Table 6. ANCOVA results of the relationships between species abundance (\log_{10} -transformed) and flight ability on the number of occupied islands (\log_{10} -transformed).

	SS	df	MS	F	p
Constant	0.30	1	0.30	1.39	0.25
Abundance	22.3	1	22.3	101.92	< 0.001
Flight ability	1.59	1	1.59	7.26	0.013
Error	5.02	23	0.22		

diversity of abiotic conditions ($ABIOTIC_{cv}$); the strongest relationships occurred for less mobile, wingless carabids. Additionally LWH_{mean} , correlated negatively with the number of brachypterous species. This correlation is likely to reflect successional change of the habitat: from islands with open habitats, which are sometime partly flooded to forested islands with a closed canopy where wingless species are more common.

Carabid beetle β -diversity was measured on each island to determine whether communi-

ties on larger islands are composed of more distinctive groups of species than on smaller islands. Our analysis confirmed that β -diversity is higher on larger and more habitat-diverse islands (Table 7). Additionally we note that the γ -diversity of beetles on islands was significantly lower on more fine-grained soils (D_{mean} , Table 7).

Discussion

The island biogeography of ground beetles yields a number of unexpected and interesting patterns that influence general ecology (Ås 1984, Kotze *et al.* 2000). Many authors emphasized the role of dispersal and population size (e.g. Turin & den Boer 1988, Ås *et al.* 1997, Kotze *et al.* 2000, Ulrich & Zalewski 2007). Our results, in turn, indicate that island habitat characteristics are important for the distribution of a significant part of the community. Almost half of the ground beetles (30 species) in our study differed significantly in occurrence probability in relation to habitat conditions (Table 3).

Ground beetle occurrences were mostly affected by factors related to island size (ABIOTIC_{cv}) and local habitat conditions (LWH_{mean}). Island size plays a significant role in classical island biogeography (MacArthur & Wilson 1967) and appears to be of major importance in the persistence of ground beetle populations (e.g. den Boer 1987, de Vries *et al.* 1996). However, the importance of island habitat (LWH_{mean}) was unexpected (Zalewski & Ulrich 2009), since beetle occurrence was believed to be mainly shaped by colonization–extinction trade-offs (Niemelä *et al.* 1988, Nilsson *et al.* 1988, Ås

et al. 1997, Kotze *et al.* 2000) and ecological drift (Ulrich & Zalewski 2007). Our analysis showed that also variability in soil properties (SOIL_{cv}) influenced the colonization success of species with different life history traits. While Carabidae hibernate either as larvae or as imagines, the latter being more resistant to varying environmental conditions (den Boer & den Boer-Daanje 1990), hibernation type affects population size and viability (van Dijk & den Boer 1992, Zalewski 2004). This result highlights the link between local habitat conditions, life history and, consequently, population persistence.

Previous studies failed to show that habitat conditions influence species occurrence and richness on islands (e.g. Turin & den Boer 1988, Ås *et al.* 1997, Kotze *et al.* 2000, Zalewski & Ulrich 2009) despite clear habitat requirements of the species involved. A probable explanation for this contradiction involves species persistence. If extinctions are stochastic and frequent, they can mimic random species occurrences and mask underlying habitat effects, even if habitat choice plays a major role. Indeed Den Boer (1985, 1987, 1990) showed that local island and mainland populations of numerous ground beetle species do not survive more than 8–10 years. Extinction times of island populations may be even shorter as previously reported (Zalewski 2000, 2004).

The relative effect of area *per se* vs. habitat heterogeneity on species–area relationships (SARs) has been the subject of intense discussions amongst plant (Kohn & Walsh 1994), animal (Rosenzweig 1995) and even microbial ecologists (Peay *et al.* 2007). Studies on ground beetles (Nilsson *et al.* 1988, Ås *et al.* 1997, Magura *et al.* 2001) are important in this

Table 7. Pearson correlation coefficients (* and ** denote significance at $p < 0.05$ and $p < 0.01$, respectively) for relationships between habitat variables and the number of species in three dispersal groups as well as island β - and γ -diversity.

Habitat variable	Macropterous	Dimorphic	Brachy-pterous	β -diversity	γ -diversity
ABIOTIC _{cv}	0.59*	0.56*	0.75**	0.60*	0.38
SOIL _{cv}	0.12	−0.17	−0.06	0.12	0.46
LWH _{mean}	−0.28	−0.45	−0.60*	−0.44	−0.25
TrR _{mean}	−0.20	0.14	−0.44	−0.44	−0.29
D_{mean}	−0.18	−0.10	0.03	−0.20	−0.60*
DISTANCE (log)	−0.34	−0.17	−0.11	−0.32	−0.46

debate. While habitat diversity seems to be the major driver of mainland SARs (Tews *et al.* 2004), its importance in island SARs is less clear and sometime questioned (e.g., Simberloff 1976, Nilsson *et al.* 1988, Sullivan *et al.* 2000, Welter-Schultes & Williams 1999). Kohn and Walsh (1994) showed separate effects of area and habitat diversity for plant species richness on the Shetland Islands while Ricklefs and Lovette (1999) identified biological traits that might be responsible for strong or weak correlations between habitat diversity and species richness. Finally Triantis *et al.* (2003), Kadmon and Allouche (2007) and Hortal *et al.* (2009) proposed ways to integrate both area *per se* and habitat diversity into SAR models. Our analyses show that at least part of the variability in occurrence and species richness of carabids can be traced back to habitat diversity (Tables 3 and 7).

Analyses of β -diversities corroborate the concept that different parts of large islands host different sub-communities while small islands have rather homogeneous communities. Of course, whether the higher β -diversity on larger islands stems from local habitat differences or from random population trends, leading to differences in species composition, remains uncertain (Armsworth & Roughgarden 2005). Furthermore, we showed that species richness of wingless species was more influenced by island characteristics (e.g. ABIOTIC_{cv}) than was richness of dispersive species (Table 7). Such a difference between dispersive and more sedentary species seems to be a general pattern among plants and animals (Wiens 1994, Ewers & Didham 2006, Marini *et al.* 2010).

Zalewski and Ulrich (2006) argued that ground beetles might be grouped into those of low local abundance and a limited number of colonized habitat patches and those of high local abundance and broad distribution. In line with these findings, our results (Fig. 2) are consistent with the hypothesis that most wingless carabids had broad regional distributions due their very high densities. This is the well-known mass effect. However, the strong relationship between abundance and spatial distribution was not present in the island–mainland comparison (for similar findings cf. Ranta & Ås 1982, Niemelä *et al.* 1985, 1988). A strong mainland abun-

dance–island occupancy relationship is expected from island biogeography (MacArthur & Wilson 1967), invasion ecology (Kolar & Lodge 2001), random sampling hypotheses (Connor & McCoy 1979), and neutral community models (Hubbell 2001). Our contrasting finding might stem from different evolutionary trends for dispersal ability on islands and the mainland. Zalewski (2004) demonstrated — in the same archipelago — a strong selection for dispersal ability in island populations and selection against dispersal on the mainland for three carabid species. If such selection also applies to other species, one can presume that island population dynamics is more dependent on migrants originating from islands rather than from large mainland populations where migrants are very sparse. Nieminen and Hanski (1998) and Hanski *et al.* (2004) favoured a similar argument in explaining regional distributions of moths and butterflies.

Varied colonization success of species with different dispersal abilities resulted in different community structures of the three dispersal groups. Dimorphic species were three times as frequent on islands than on the mainland (Fig. 3). These species probably benefit from having winged individuals during dispersal and take advantage of having a higher proportion of wingless individuals while on the island. Due to the strong trade-off between wing development and the number of offspring (Roff 1986, but see Aukema 1991 for a contrary pattern) a flexible strategy allows the allocation of resources to dispersal during the migration phase and to reproduction during the population establishment phase. High colonization success of dimorphic species was also shown for mainland communities by Gutiérrez and Menéndez (1997), Kotze *et al.* (2003), Kotze and O'Hara (2003), and Barbaro and van Halder (2009), who attributed their finding to a better ability of these species to withstand habitat fragmentation. The success of species with flexible ecological strategies might be a general rule with respect to the regional distribution of animals and plants (Guo *et al.* 2003, Ulrich *et al.* 2012). It seems that the well-known and paradoxical predominance of wingless species on Baltic islands (Ås 1984, Kotze *et al.* 2000, Kotze & Niemelä 2002) seems not to be a universal island rule. Our results (Fig. 3)

and a North American lake archipelago study (Will *et al.* 1995) do not support this pattern. The Baltic pattern might rather stem from differences between habitat types on archipelagos and the mainland: island forests being less frequently logged and islands missing riparian habitats. Both factors reduce winged species numbers on islands and might be the reason for this pattern as already suggested by Kotze (2008).

Conclusions

The question whether environmental and life history traits or neutral community assembly are of greater importance for the spatial distributions of species and community structure are hotly debated in biogeography. Our results favour a balanced perspective where habitat characteristics should be implemented in dispersal focused models of species richness and spatial distribution.

Acknowledgements

The work benefited from detailed and insightful comments of two reviewers, as well as Jean-Fracois Godeau and Wim de Leeuw. Miss Hazel Pearson kindly improved our English. This work was supported by grants from the Polish Science Committee to WU (KBN, 3 P04F 034 22) and to MZ (KBN 6 P04F 035 14 and NN 304 354538).

References

- Armsworth, P. R. & Roughgarden, J. E. 2005: The impact of directed *versus* random movement on population dynamics and biodiversity patterns. — *American Naturalist* 165: 449–465.
- Aukema, B. 1991: Fecundity in relation to wing — morph of three closely related species of melanocephalus group of the genus *Calathus* (Coleoptera, Carabidae). — *Oecologia* 87: 118–126.
- Ås, S. 1984: To fly or not to fly? Colonisation of Baltic islands by winged and wingless carabid beetles. — *Journal of Biogeography* 11: 413–426.
- Ås, S., Bengtsson, J. & Ebenhard, T. 1997: Archipelagos and theories of insularity. — *Ecological Bulletins* 46: 88–116.
- Barbaro, L. & van Halder, I. 2009: Linking bird, carabid beetle and butterfly life-history traits to habitat fragmentation in mosaic landscapes. — *Ecography* 32: 321–333.
- Brose, U. 2003: Island biogeography of temporary wetland carabid beetle communities. — *Journal of Biogeography* 30: 879–888.
- Burakowski, B., Mroczkowski, M. & Stefańska, J. 1974: *Chrzyszczce, Coloeoptera, Biegaczowate — Carabidae*. — Katalog Fauny Polskiej, XXIII t. 3 Carabidae II. PWN, Warsaw.
- Burnham, K. P. & Overton, W. S. 1978: Estimation of the size of a closed population when capture probabilities vary among animals. — *Biometrika* 65: 623–633.
- Connor, E. F. & McCoy, E. D. 1979: The statistic and biology of the species — area relationship. — *American Naturalist* 133: 791–833.
- Cottenie, K. 2005: Integrating environmental and spatial processes in ecological community dynamics. — *Ecology Letters* 8: 1175–1182.
- Den Boer, J. P. 1985: Fluctuations of density and survival of carabid populations. — *Oecologia* 67: 322–330.
- Den Boer, P. J. 1987: On the turnover of carabid populations in changing environments. — *Acta Phytopathologica et Entomologica Hungarica* 22: 71–83.
- Den Boer, J. P. 1990: Density limits and survival of local populations in 64 carabid species with different power of dispersal. — *Journal of Evolutionary Biology* 3: 19–48.
- Den Boer, J. P., van Huizen, T. H. P., den Boer-Daanje, W., Aukema, B. & den Bieman, C. F. M. 1980: Wing polymorphism and dimorphism in ground beetles as stages in an evolutionary process (Coleoptera, Carabidae). — *Entomologia Generalis* 6: 107–134.
- Den Boer, J. P. & den Boer-Daanje, W. 1990: On life history tactics in Carabid beetles: are there only spring and autumn breeders? — In: Stork, N. E. (ed.), *The role of ground beetles in ecological and environmental studies*: 247–256. Intercept Ltd., Andover, England.
- De Vries, H. H., den Boer, P. J. & van Dijk, T. S. 1996: Ground beetle species in heathland fragments in relation to survival, dispersal, and habitat preference. — *Oecologia* 107: 332–342.
- Digweed, S. C., Currie, C. R., Carcamo, H. A. & Spence, J. R. 1995: Digging out the ‘digging-in effect’ of pitfall traps: influences of depletion and disturbance on catches of ground beetles (Col., Carabidae). — *Pedobiologia* 39: 561–576.
- Ellenberg, H., Weber, H. E., Düll, R., Wirth, V., Werner, W. & Paulißen, D. 1992: Zeigerwerte von Pflanzen in Mitteleuropa. — *Scripta Geobotanica* 18: 1–248.
- Ewers, R. M. & Didham, R. K. 2006: Confounding factors in the detection of species responses to habitat fragmentation. — *Biological Reviews* 81: 117–142.
- Gaston, K. J. & Blackburn, T. M. 2000: *Pattern and process in macroecology*. — Blackwell, London.
- Gotelli, N. J., Ulrich, W. & Maestre, F. T. 2011: Randomization tests for quantifying species importance to ecosystem function. — *Methods in Ecology and Evolution* 2: 634–642.
- Guo, Q. F., Kato, M. & Ricklefs, R. E. 2003: Life history, diversity and distribution: a study of Japanese pteridophytes. — *Ecography* 26: 129–138.
- Gutierrez, D. & Menendez, R. 1997: Patterns in the distribution, abundance and body size of carabid beetles (Coleoptera, Caraboidea) in relation to dispersal ability.

- *Journal of Biogeography* 24: 903–914.
- Hanski, I. 1992: Inferences from ecological incidence functions. — *American Naturalist* 139: 657–662.
- Hanski, I. 1999: *Metapopulation ecology*. — Oxford University Press, Oxford.
- Hanski, I., Erälahti, C., Kankare, M., Ovaskainen, O. & Sirén, H. 2004: Variation in migration propensity among individuals maintained by landscape structure. — *Ecology Letters* 7: 958–966.
- Hatteland, B. A., Pedersen, T. N., Mortensen, F. & Solhøy, T. 2008: Species–area relations and island distribution of carabid beetles (Coleoptera, Carabidae) on small islands off the coast of western Norway. — *Norwegian Journal of Entomology* 56: 73–80.
- Hortal, J., Triantis, K. A., Meiri, S., Thébault, E. & Sfenthourakis, S. 2009: Island species richness increases with habitat diversity. — *American Naturalist* 174: E205–E217.
- Hubbell, S. P. 2001: *The unified neutral theory of biodiversity and biogeography*. — Princeton University Press, Princeton.
- Hürka, K. 1996: *Carabidae of the Czech and Slovak Republics*. — Kabourek Publishing House, Zlín.
- Kadmon, R. & Allouche, O. 2007: Integrating the effects of area, isolation, and habitat heterogeneity on species diversity: a unification of island biogeography and niche theory. — *American Naturalist* 170: 443–454.
- Kohn, D. D. & Walsh, D. M. 1994: Plant species richness — the effect of island size and habitat diversity. — *Journal of Ecology* 82: 367–377.
- Kolar, C. S. & Lodge, D. M. 2001: Progress in invasion biology: predicting invaders. — *Trends in Ecology and Evolution* 16: 199–204.
- Kotze, J. 2008: The occurrence and distribution patterns of carabid beetles (Carabidae) on islands in the Baltic Sea. — *Journal of Insect Conservation* 12: 265–276.
- Kotze, J., Niemelä, J. & Nieminen, M. 2000: Colonisation success of carabid beetles on Baltic islands. — *Journal of Biogeography* 27: 807–819.
- Kotze, D. J. & Niemelä, J. 2002: Year-to-year variation in carabid beetle (Coleoptera, Carabidae) assemblages on the Åland Islands, south-west Finland. — *Journal of Biogeography* 29: 375–386.
- Kotze, D. J. & O'Hara, R. B. 2003: Species decline — but why? Explanations of carabid beetle (Coleoptera, Carabidae) declines in Europe. — *Oecologia* 135: 138–148.
- Kotze, D. J., Niemelä, J., O'Hara, R. B. & Turin, H. 2003: Testing abundance–range size relationships in European carabid beetles (Coleoptera: Carabidae). — *Ecography* 26: 553–566.
- Leśniak, A. 1993: Różnorodność środowiska a występowanie owadów leśnych. — *Prace IBL seria B* 17: 50–62.
- Lindroth, C. H. 1985–1986. *The Carabidae (Coleoptera) of Fennoscandia and Denmark* vols. 1 and 2. — Fauna Entomologica Scandinavica 15, Scandinavian Science Press Ltd., Copenhagen.
- Lomolino, M. V. 2000: A species-based theory of insular zoogeography. — *Global Ecol. Biogeogr.* 9: 39–58.
- Lövei, G. L. & Sunderland, K. D. 1996: Ecology and behaviour of ground beetles (Col., Carabidae). — *Annual Review of Entomology* 41: 231–256.
- MacArthur, R. H. & Wilson, E. O. 1967: *The theory of island biogeography*. — University Press, Princeton.
- Magura, T., Koedoeboecz, V. & Tothmeresz, B. 2001: Effects of habitat fragmentation on carabids in forest patches. — *Journal of Biogeography* 28: 129–138.
- Marini, L., Bommarco, R., Fontana, P. & Battisti, A. 2010: Disentangling effects of habitat diversity and area on orthopteran species with contrasting mobility. — *Biological Conservation* 143: 2164–2171.
- Niemelä, J., Ranta, E. & Haila, Y. 1985: Carabid beetles in lush forest patches on Åland Islands, south-west Finland: an island — mainland comparison. — *Journal of Biogeography* 12: 109–120.
- Niemelä, J., Haila, Y., Ranta, E., Tiainen, J., Vepsäläinen, K. & Ås, S. 1987: Distribution of carabid beetles in four boreal archipelagoes. — *Annales Zoologici Fennici* 24: 89–100.
- Niemelä, J., Haila, Y. & Halme, E. 1988: Carabid beetles on isolated Baltic islands and on the adjacent Åland mainland: variation in colonization success. — *Annales Zoologici Fennici* 25: 133–143.
- Nieminen, M. & Hanski, I. 1998: Metapopulation of moths on islands: a test of two contrasting models. — *Journal of Animal Ecology* 67: 149–160.
- Nilsson, S. G., Bengtsson, J. & Ås, S. 1988: Habitat or area per se? Species richness of woody plants, carabid beetles and land snails on islands. — *Journal of Animal Ecology* 57: 685–704.
- Olszewski, T. D. 2004: A unified mathematical framework for the measurement of richness and evenness within and among multiple communities. — *Oikos* 104: 377–387.
- Peay, K. G., Bruns, T. D., Kennedy, P. G., Bergemann, S. E. & Garbelotto, M. 2007: A strong species-area relationship for eukaryotic soil microbes: island size matters for ectomycorrhizal fungi. — *Ecology Letters* 10: 470–480.
- Pueyo, S. 2006: Diversity: between neutrality and structure. — *Oikos* 112: 392–405.
- Ranta, E. & Ås, S. 1982: Non-random colonisation of habitat islands by carabid beetles. — *Annales Zoologici Fennici* 19: 175–181.
- Ricklefs, R. E. & Lovette, I. J. 1999: The roles of island area per se and habitat diversity in the species-area relationships of four Lesser Antillean faunal groups. — *Journal of Animal Ecology* 68: 1142–1160.
- Roff, D. A. 1986: The evolution of wing dimorphism in insects. — *Evolution* 40: 1009–1020.
- Rosenzweig, M. L. 1995: *Species diversity in space and time*. — Cambridge University Press, Cambridge.
- Šerić-Jelaska, L. & Durbečić, P. 2009: Comparison of the body size and wing form of carabid species (Coleoptera: Carabidae) between isolated and continuous forest habitats. — *Annales de la Société Entomologique de France (n.s.)* 45: 327–338.
- Simberloff, D. 1976: Experimental zoogeography of islands: effects of island size. — *Ecology* 57: 629–648.
- Sullivan, T. P., Sullivan, D. S. & Lindgren, P. M. F. 2000: Small mammals and stand structure in young pine, seed-tree, and old-growth forest, southwest Canada. — *Ecological Applications* 10: 1367–1383.

- Tews, J., Brose, U., Grimm, V., Tielborger, K., Wichmann, M. C., Schwager, M. & Jeltsch, F. 2004: Animal species diversity driven by habitat heterogeneity/diversity: the importance of keystone structures. — *Journal of Biogeography* 31: 79–92.
- Thiele, H. U. 1977: *Carabid beetles in their environments*. — Springer-Verlag, New York.
- Triantis, K. A., Mylonas, M., Lika, K. & Vardinoyannis, K. 2003: A model for the species–area–habitat relationship. — *Journal of Biogeography* 30: 19–27.
- Turin, H. & den Boer, P. J. 1988: Changes in the distribution of Carabid beetles in the Netherlands since 1880. II. Isolation of habitats and long-term trends in the occurrence of Carabid species with different powers of dispersal (Coleoptera: Carabidae). — *Biological Conservation* 44: 179–200.
- Ulrich, W. & Zalewski, M. 2006: Abundance and co-occurrence patterns of core and satellite species of ground beetles on small lake islands. — *Oikos* 114: 338–348.
- Ulrich, W. & Zalewski, M. 2007: Are ground beetles neutral? — *Basic and Applied Ecology* 8: 411–420.
- Ulrich, W., Zalewski, M. & Uvarov, A. V. 2012: Spatial distribution and species co-occurrence in soil invertebrate and plant communities on northern taiga islands. — *Ann. Zool. Fennici* 49: 161–173.
- Van Dijk, T. S. & den Boer, J. P. 1992: The life histories and population dynamics of two carabid species on a Dutch heathland. — *Oecologia* 90: 340–352.
- Welter-Schultes, F. W. & Williams, M. R. 1999: History, islands area and habitat availability determine land snail species richness of Aegean islands. — *Journal of Biogeography* 26: 239–249.
- Wiens, J. A. 1995: Habitat fragmentation: island v landscape perspectives on bird conservation. — *Ibis* 137: 97–104.
- Will, K. W., Purrington, F. F. & Horn, D. J. 1995: Ground beetles of islands in the western basin of Lake Erie and the adjacent mainland (Coleoptera: Carabidae, including Cicindelini). — *Great Lakes Entomologist* 28: 55–70.
- Zalewski, M. 2000: *Kolonizacja, ekstynkcja i bogactwo gatunkowe biegaczowatych (Coleoptera, Carabidae) na wyspach jezior mazurskich*. — Ph.D. thesis, Warsaw Agricultural University.
- Zalewski, M. 2004: Do smaller islands host younger populations? A case study on metapopulations of three carabid species. — *Journal of Biogeography* 31: 1139–1148.
- Zalewski, M. & Ulrich, W. 2006: Dispersal as a key element of community structure: The case of ground beetles on lake islands. — *Diversity and Distributions* 12: 767–775.
- Zalewski, M. & Ulrich, W. 2009: Island colonization of carabidae: neutrality or habitat choice? — *Israel Journal of Ecology and Evolution* 55: 253–262.
- Zarzycki, K., Trzcńska-Tacik, H., Szeląg, Z., Różański, W. & Wołek, J. 2002: *Ecological indicator values of vascular plants of Poland*. — W. Szafer Institute of Botany, Polish Academy of Sciences, Kraków.