

Changes in floristic composition of *Quercus coccifera* macchia after fire in the Çukurova region (Turkey)

Necattin Türkmen* & Atabay Düzenli

Çukurova University, Faculty of Science and Arts, Department of Biology, Adana-Turkey
(*corresponding author's e-mail: nturkmen@cu.edu.tr)

Received 19 May 2004, revised version received 2 Nov. 2004, accepted 20 June 2005

Türkmen, N. & Düzenli, A. 2005: Changes in floristic composition of *Quercus coccifera* macchia after fire in the Çukurova region (Turkey). — *Ann. Bot. Fennici* 42: 453–460.

We studied the floristic changes in *Quercus coccifera* macchia after a fire that occurred in 1986. Floristic changes in the study area were observed during the first five years and the fourteenth year after the fire. Most of the pre-fire species (98.6%) returned back within the first three years after the fire. In the fifth year, the species similarity in the burned and unburned areas was 93.8%, and the vegetation nearly reached the pre-fire physiognomy. At the end of the fourteenth year, no significant differences in terms of floristic composition and physiognomy were observed.

Key words: ecology, fire, floristic composition, macchia, succession

Introduction

Fire is one of the most important ecological factors in the Mediterranean forest ecosystems. Most of the natural vegetation in the Mediterranean region is composed of woodland in various stages of degradation as secondary succession created by the long history of man's activities (Le Houreou 1974, Naveh 1975, Trabaud 1982, Hadjibiros 2001, Tarrega *et al.* 2001). Pine forest communities are more flammable than the pine itself: litter is very flammable during drought periods and gives a high, persistent flame, which spreads easily into the shrub layer, which is often rich in species containing resins or essential oils (Trabaud *et al.* 1985). Fire impact, associated with grazing and cutting, has led to the destruction of many pine forest communities, referred to as "macchia" (Trabaud 1981, Lucchesi & Giovannini 1992).

Fires in Turkey are responsible for the destruction of the largest portion of forests. The main causes of fire are: (1) a large number of fires of unknown origin, negligence or arson, (2) the Mediterranean type of climate in the region with long, hot and dry summers, and (3) accumulation of flammable vegetation and litter. The vegetation type in the area is highly flammable and combustible due to the preponderance of species with a high content of resins or essential oils. Most current fires in the Mediterranean basin are caused by human activities. In prehistoric times, however, lightning and volcanoes certainly played a major role causing fires in vegetation (Komarek 1973, Le Houreou 1977, Trabaud 1982).

Today in Turkey lightning causes only 1% of the fires, while fires mainly set off as a result of either the carelessness or deliberate action of men. The effects of fire on vegetation are various: after

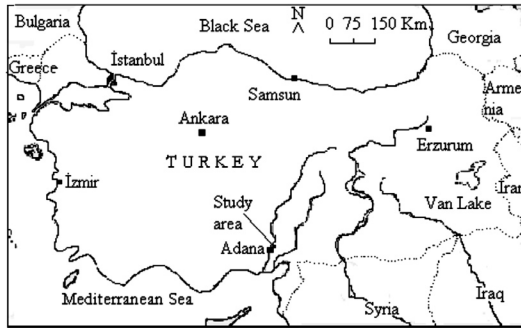


Fig. 1. Location of the study area in Turkey.

the fire, the biomass of the area decreases, various individuals are killed, extrinsic species having a great availability of resources as sunlight, nutrients and water come out. As opposed to this reduction in the number of individuals, fire creates special conditions favorable to the germination and establishment of seedlings. On the other hand, fire leads to erosion of soil and some nutrients through volatilization (Calvo *et al.* 1992).

Forty-eight percent (9 732 840 ha) of forests in Turkey are susceptible to fire due to the Mediterranean climate, and the flammable and combustible vegetation. An average of 23 127 ha/year of natural vegetation in Turkey burned in fires between 1937–2003, in which period 72 316 fires took place and 1 549 506 ha of forest was burned (unpubl. data of Turkish Ministry of Environment and Forestry).

The post-fire succession has not been previously studied in Turkey, although some studies on this subject were conducted in other countries with Mediterranean-type ecosystems, such as the United States (Hanes 1970, Keeley 1987), France (Trabaud & Lepart 1981, Trabaud 1982), Israel (Naveh 1975), Italy (Mazzoleni & Esposito 1992), and Greece (Arianoutsou-Faragitaki 1989, Thanos *et al.* 1989, Troumbis 1992, Böhling & Gerold 1995). The aim of the present study is therefore to determine the succession stages developing after a fire and to determine the role of fire in the floristic composition of *Quercus coccifera* macchia in Turkey.

Material and methods

The study area is located on a hillside near

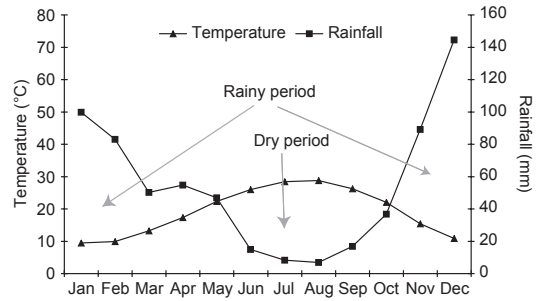


Fig. 2. Climatic diagram of the study area.

the city of Adana ($37^{\circ}21'N$, $35^{\circ}10'E$), Turkey, 170 m above sea level and 70 km from the Mediterranean Sea (Fig. 1).

Generally, the soils of the study area are lightly basic and formed of very calcareous and soft clay materials originating from the Pliocene, and of conglomerates, which formed the old alluvial terraces in the Pleistocene. The soil, mainly of limestone, is characterized by low concentration of nutrients (Özbek *et al.* 1974).

The Mediterranean climate in the study area is characterized by long summer droughts and mild and rainy winters. The mean annual precipitation is about 646.6 mm, while the monthly precipitation approximates 6.9 mm in July and 144.4 mm in January. The mean maximum temperatures range from $14.8^{\circ}C$ in January to $34.6^{\circ}C$ in August and the mean minimum temperatures from $5.1^{\circ}C$ in January to $22.9^{\circ}C$ in July. According to the average climatic data for 14 years obtained from the Meteorological Station of Adana, the dry period for the study area is from May to October (Fig. 2).

The natural vegetation of the study area has been under protection since 1970. It is a typical Mediterranean macchia plant community mainly composed of *Quercus coccifera*, *Calicotome villosa*, *Cistus creticus*, *Phillyrea latifolia*, *Pistacia terebinthus* ssp. *palaestina*, *Rhamnus oleoides* ssp. *graecus*, *Olea europaea* var. *sylvestris*, *Daphne sericea* and *Lithodora hispidula*. Of these, only a few individuals of *Quercus coccifera* and *Olea europaea* var. *sylvestris* reach 2.5 m. There is a macchia area of about 126 689 ha in Adana province (viz. Çukurova; Tükel & Hatipoğlu 1990), but most of it is disturbed by humans for various reasons and purposes.

A part of the vegetation in the research area was intensely burned down in early autumn 1986 as a result of negligence by a shepherd. In order to analyze the changes in composition and physiognomy of the plant community in this area, four permanent plots were established in the burned area and the adjacent unburned area, which was known to be floristically similar to the pre-fire vegetation (cf. also Türkmen & Düzenli 1990). Each plot was 100 m² (10 m × 10 m). The burned and unburned plots were treated as single plots. All floristic records were carried out monthly, every year from September 1986 to September 1991, and in 2000. The Sørensen's similarity equation was used to compare the floristic richness values of the burned and unburned areas.

Sørensen similarity = $2C/(A + B)$, where A and B are the richness values of each of the areas in the comparison and C is the number of the common taxa shared by the two areas.

Determinations of the species are based on Davis (1965–1985).

Results and discussion

Floristic composition was measured in terms of the number of taxa found on the burned and unburned plots on each observation date. The evolution of the floristic composition of vegetation after the fire was different from the re-colonization of places, which are devoid of plants, where the taxa around the site have a tendency to establish themselves. The empty areas coming out as a result of fire permitted the invasion of different taxa compared and contrasted with those of the original vegetation, but they are rapidly inhibited by the reappearance of species that existed before the fire (Table 1). Trabaud (1981) and Espirito-Santo *et al.* (1992) also made the same observation.

In addition to the extrinsic species (non-existent species before the fire), surviving species in the burned areas continued their existence in the new habitats, either vegetatively or generatively, although the vegetation cover had been completely destroyed during the fire.

Table 1. Plant species that appeared in the study area (LF = life form: S = shrub, aH = annual herb, pH = perennial herb, bH = biennial herb; RS = reproductive strategy: V = vegetative, G = generative, VG = both generative and vegetative. Presence of species in terms of time after fire: 4m = first four months; 1 = first year; 2 = second year; 3 = third year; 4 = fourth year; 5 = fifth year; 14 = fourteenth year. + = recorded; – = not recorded).

Scientific name	Family	LF	RS	4m	1	2	3	4	5	14
Resident species										
<i>Ainsworthia trachycarpa</i>	Apiaceae	aH	G	–	–	+	+	+	+	+
<i>Allium flavum</i> ssp. <i>tauricum</i> var. <i>tauricum</i>	Liliaceae	pH	V	–	+	+	+	+	+	+
<i>Anagallis arvensis</i> var. <i>caerulea</i>	Primulaceae	aH	G	–	+	+	+	+	+	+
<i>Artemisia squamata</i>	Apiaceae	aH	G	–	–	+	+	+	+	+
<i>Asparagus acutifolius</i>	Liliaceae	S	V	+	+	+	+	+	+	+
<i>Asphodelus aestivus</i>	Liliaceae	pH	VG	+	+	+	+	+	+	+
<i>Brachypodium pinnatum</i>	Poaceae	pH	V	–	+	+	+	+	+	+
<i>Bromus intermedius</i>	Poaceae	aH	G	–	+	+	+	+	+	+
<i>Calicotome villosa</i>	Fabaceae	S	VG	–	+	+	+	+	+	+
<i>Capparis spinosa</i> var. <i>spinosa</i>	Capparaceae	S	VG	+	+	+	+	+	+	+
<i>Carex flacca</i> ssp. <i>serrulata</i>	Cyperaceae	pH	V	+	+	+	+	+	+	+
<i>Centarium erythraea</i> ssp. <i>turcicum</i>	Gentianaceae	aH	G	–	–	+	+	+	+	+
<i>Chrysopogon gryllus</i> ssp. <i>gryllus</i>	Poaceae	pH	G	–	–	+	+	+	+	+
<i>Cistus creticus</i>	Cistaceae	S	G	–	+	+	+	+	+	+
<i>Cistus salviifolius</i>	Cistaceae	S	G	–	+	+	+	+	+	+
<i>Colchicum stevni</i>	Liliaceae	pH	G	–	–	–	+	+	+	+
<i>Crocus cancellatus</i> ssp. <i>cancellatus</i>	Iridaceae	pH	G	–	–	+	+	+	+	+
<i>Crocus graveolens</i>	Iridaceae	pH	V	–	+	+	+	+	+	+
<i>Crucianella latifolia</i>	Rubiaceae	aH	G	–	–	–	+	+	+	+
<i>Cyclamen persicum</i>	Primulaceae	pH	VG	+	+	+	+	+	+	+
<i>Cytisopsis dorycniifolia</i> ssp. <i>dorycniifolia</i>	Fabaceae	S	G	–	–	+	+	+	+	+

Continued

Table 1. Continued.

Scientific name	Family	LF	RS	4m	1	2	3	4	5	14
<i>Dactylis glomerata</i> ssp. <i>hispanica</i>	Poaceae	pH	V	–	+	+	+	+	+	+
<i>Daphne sericea</i>	Thymelaeaceae	S	G	–	–	–	+	+	+	+
<i>Dianthus strictus</i> var. <i>strictus</i>	Caryophyllaceae	pH	V	–	+	+	+	+	+	+
<i>Echium plantagineum</i>	Boraginaceae	pH	G	–	+	+	+	+	+	+
<i>Ephedra campylopoda</i>	Ephedraceae	pH	G	–	–	+	+	+	+	+
<i>Eryngium creticum</i>	Apiaceae	H	VG	–	+	+	+	+	+	+
<i>Euphorbia apios</i> var. <i>lamprocarpa</i>	Euphorbiaceae	pH	V	+	+	+	+	+	+	+
<i>Gagea fibrosa</i>	Liliaceae	pH	V	–	+	+	+	+	+	+
<i>Gladiolus italicus</i>	Iridaceae	pH	VG	–	+	+	+	+	+	+
<i>Helianthemum salicifolium</i>	Cistaceae	aH	G	–	+	+	+	+	+	+
<i>Helianthemum stipulatum</i>	Cistaceae	S	G	–	+	+	+	+	+	+
<i>Hordeum bulbosum</i>	Poaceae	pH	V	–	+	+	–	–	–	–
<i>Hyparrhenia hirta</i>	Poaceae	pH	VG	+	+	+	+	+	+	+
<i>Hypericum lydium</i>	Hypericaceae	pH	G	–	–	–	+	+	+	+
<i>Jasminum fruticans</i>	Oleaceae	S	VG	–	+	+	+	+	+	+
<i>Lithodora hispidula</i>	Boraginaceae	S	V	+	+	+	+	+	+	+
<i>Malabaila secacul</i>	Apiaceae	pH	V	–	+	+	–	–	–	–
<i>Medicago minima</i> var. <i>minima</i>	Fabaceae	aH	G	–	+	+	+	+	+	+
<i>Melica minuta</i>	Poaceae	pH	G	–	–	–	+	+	+	+
<i>Michauxia campanuloides</i>	Campanulaceae	bH	G	–	+	+	+	+	+	+
<i>Micromeria myrtifolia</i>	Lamiaceae	S	G	–	+	+	+	+	+	+
<i>Misopates orontium</i>	Scrophulariaceae	aH	G	–	+	+	+	+	+	+
<i>Muscari comosum</i>	Liliaceae	pH	VG	–	+	+	+	+	+	+
<i>Muscari parviflorum</i>	Liliaceae	pH	VG	+	+	+	+	+	+	+
<i>Olea europaea</i> var. <i>sylvestris</i>	Oleaceae	S	V	+	+	+	+	+	+	+
<i>Onobrychis caput-galli</i>	Fabaceae	pH	G	–	+	+	+	+	+	+
<i>Ophrys umbilicata</i> ssp. <i>umbilicata</i>	Orchidaceae	pH	G	–	–	–	–	+	+	+
<i>Osyris alba</i> var. <i>serotina</i>	Santalaceae	S	G	–	–	–	+	+	+	+
<i>Pallenis spinosa</i>	Asteraceae	aH	G	–	+	+	+	+	+	+
<i>Phillyrea latifolia</i>	Oleaceae	S	V	+	+	+	+	+	+	+
<i>Piptaherum miliaceum</i> ssp. <i>miliaceum</i>	Poaceae	pH	V	–	+	+	+	+	+	+
<i>Pistacia lentiscus</i>	Anacardiaceae	S	V	+	+	+	+	+	+	+
<i>Pistacia terebinthus</i> ssp. <i>palaestina</i>	Anacardiaceae	S	V	+	+	+	+	+	+	+
<i>Psoralea bituminosa</i>	Fabaceae	pH	V	+	+	+	+	+	+	+
<i>Quercus coccifera</i>	Fagaceae	S	V	+	+	+	+	+	+	+
<i>Ranunculus millefolius</i>	Ranunculaceae	pH	G	–	–	–	+	+	+	+
<i>Rapistrum rugosum</i>	Brassicaceae	aH	G	–	–	+	+	+	+	+
<i>Rhamnus oleoides</i> ssp. <i>graecus</i>	Rhamnaceae	S	V	+	+	+	+	+	+	+
<i>Rubia tenuifolia</i> ssp. <i>brachypoda</i>	Rubiaceae	S	V	–	+	+	+	+	+	+
<i>Salvia viridis</i>	Lamiaceae	aH	G	–	+	+	+	+	+	+
<i>Scabiosa chalocephala</i>	Dipsacaceae	aH	G	–	+	+	+	+	+	+
<i>Scilla autumnalis</i>	Liliaceae	pH	VG	+	+	+	+	+	+	+
<i>Scorzonera phaeopappa</i>	Asteraceae	pH	V	+	+	+	+	–	–	+
<i>Stipa bromoides</i>	Poaceae	pH	G	–	–	+	+	+	+	+
<i>Teucrium polium</i>	Lamiaceae	pH	VG	–	+	+	+	+	+	+
<i>Themeda triandra</i>	Poaceae	pH	VG	+	+	+	+	+	+	+
<i>Trifolium berytheum</i>	Fabaceae	aH	G	–	+	+	+	+	+	+
<i>Urginea maritima</i>	Liliaceae	pH	VG	+	+	+	+	+	+	+
<i>Valerianella vesicaria</i>	Valerianaceae	aH	G	–	–	+	+	+	+	+
<i>Ziziphora capitata</i> ssp. <i>orientalis</i>	Lamiaceae	aH	G	–	+	+	+	+	+	+
Extrinsic species										
<i>Allium ampeloprasum</i>	Liliaceae	pH	G	–	+	+	+	+	–	–
<i>Althaea hirsuta</i>	Malvaceae	aH	G	–	+	+	–	–	–	–
<i>Alyssum desertorum</i> var. <i>desertorum</i>	Brassicaceae	aH	G	–	–	+	+	–	–	–

Continued

Table 1. Continued.

Scientific name	Family	LF	RS	4m	1	2	3	4	5	14
<i>Anthyllis tetraphylla</i>	Fabaceae	aH	G	-	+	+	+	+	+	+
<i>Avena sterilis</i> ssp. <i>ludoviciana</i>	Poaceae	aH	G	-	+	+	-	-	-	-
<i>Buglossoides arvensis</i>	Boraginaceae	aH	G	-	-	+	-	-	-	-
<i>Calendula arvensis</i>	Asteraceae	aH	G	-	+	+	-	-	-	-
<i>Capsella bursa-pastoris</i>	Brassicaceae	aH	G	-	-	+	-	-	-	-
<i>Carthamus dentatus</i>	Asteraceae	aH	G	-	+	+	+	+	-	-
<i>Centaurea aggregata</i>	Asteraceae	aH	G	-	+	+	-	-	-	-
<i>Cichorium pumilum</i>	Asteraceae	aH	G	-	-	+	-	-	-	-
<i>Cnicus benedictus</i> var. <i>kotschyi</i>	Asteraceae	aH	G	-	+	+	-	-	-	-
<i>Consolida axilliflora</i>	Scrophulariaceae	aH	G	-	-	+	+	-	-	-
<i>Convolvulus cantabrica</i>	Convolvulaceae	pH	G	-	+	+	+	+	+	-
<i>Conyza canadensis</i>	Asteraceae	aH	G	-	-	+	+	-	-	-
<i>Coronilla parviflora</i>	Fabaceae	aH	G	-	+	-	-	-	-	-
<i>Crepis sancta</i>	Asteraceae	aH	G	-	+	+	+	+	+	+
<i>Cynoglossum creticum</i>	Boraginaceae	aH	G	-	-	+	-	-	-	-
<i>Daucus guttatus</i>	Apiaceae	aH	G	-	+	+	-	-	-	-
<i>Erodium cicutarium</i> ssp. <i>cutarium</i>	Geraniaceae	aH	G	-	+	+	-	-	-	-
<i>Euphorbia pepulus</i> var. <i>peplus</i>	Euphorbiaceae	aH	G	-	+	-	-	-	-	-
<i>Filago eriocephala</i>	Asteraceae	aH	G	-	+	+	-	-	-	-
<i>Geropogon hybridus</i>	Asteraceae	aH	G	-	+	+	-	-	-	-
<i>Gynandris sisyrinchium</i>	Iridaceae	pH	G	-	+	+	-	-	-	-
<i>Heliotropium europaeum</i>	Boraginaceae	aH	G	-	+	+	-	-	-	-
<i>Hymenocarpus circinnatus</i>	Fabaceae	aH	G	-	-	+	+	-	-	-
<i>Lactuca serriola</i>	Asteraceae	bH	G	-	+	+	-	-	-	-
<i>Lamium amplexicaule</i>	Lamiaceae	aH	G	-	+	+	-	-	-	-
<i>Lapsana communis</i> ssp. <i>adenophora</i>	Asteraceae	aH	G	-	-	+	-	-	-	-
<i>Lathyrus sativus</i>	Fabaceae	aH	G	-	+	-	-	-	-	-
<i>Linaria chalepensis</i> var. <i>chalepensis</i>	Scrophulariaceae	aH	G	-	+	+	-	-	-	-
<i>Lotus peregrinus</i> var. <i>peregrinus</i>	Fabaceae	aH	G	-	-	+	+	+	-	-
<i>Malva parviflora</i>	Malvaceae	aH	G	+	+	-	-	-	-	-
<i>Medicago turbinata</i> var. <i>chiotica</i>	Fabaceae	aH	G	-	+	+	+	+	+	+
<i>Melilotus elegans</i>	Fabaceae	aH	G	-	+	+	-	-	-	-
<i>Mercurialis annua</i>	Euphorbiaceae	aH	G	-	+	+	-	-	-	-
<i>Ononis reclinata</i>	Fabaceae	aH	G	-	+	+	-	-	-	-
<i>Onopordum boissieri</i>	Asteraceae	bH	G	-	+	+	-	-	-	-
<i>Origanum laevigatum</i> var. <i>laxum</i>	Lamiaceae	pH	G	-	-	+	-	-	-	-
<i>Papaver rhoeas</i>	Papaveraceae	aH	G	-	+	+	-	-	-	-
<i>Phleum exeratum</i> ssp. <i>exeratum</i>	Poaceae	aH	G	-	+	-	-	-	-	-
<i>Polygonum aviculare</i>	Polygonaceae	aH	G	-	+	+	+	+	+	-
<i>Rumex conglomeratus</i>	Polygonaceae	pH	G	-	-	+	-	-	-	-
<i>Scolymus hispanicus</i>	Asteraceae	aH	G	-	-	+	+	-	-	-
<i>Scorpiurus muricatus</i> var. <i>subvillosus</i>	Fabaceae	aH	G	-	+	+	-	-	-	-
<i>Scrophularia trichopoda</i>	Scrophulariaceae	pH	G	-	+	+	-	-	-	-
<i>Senecio vernalis</i>	Asteraceae	aH	G	-	-	+	+	-	-	-
<i>Sideritis perfoliata</i> var. <i>condensata</i>	Lamiaceae	pH	G	-	+	+	+	-	-	-
<i>Silene aegyptiaca</i> ssp. <i>aegyptiaca</i>	Caryophyllaceae	aH	G	-	+	+	-	-	-	-
<i>Silybum marianum</i>	Asteraceae	bH	G	-	+	+	-	-	-	-
<i>Sinapis arvensis</i>	Brassicaceae	aH	G	-	+	+	-	-	-	-
<i>Sonchus oleracus</i>	Asteraceae	aH	G	-	+	-	-	-	-	-
<i>Stachys sparsipilosa</i>	Lamiaceae	aH	G	-	+	+	+	-	-	-
<i>Thlaspi perfoliatum</i>	Brassicaceae	aH	G	-	+	+	+	+	+	+
<i>Trifolium campestre</i>	Fabaceae	aH	G	-	+	+	+	-	-	-
<i>Trifolium purpureum</i> var. <i>purpureum</i>	Fabaceae	aH	G	-	+	+	-	-	-	-
<i>Trigonella kotschyii</i>	Fabaceae	aH	G	-	-	-	+	+	-	-
<i>Verbascum sinuatum</i> var. <i>adenosepalum</i>	Scrophulariaceae	bH	G	-	-	+	-	-	-	-

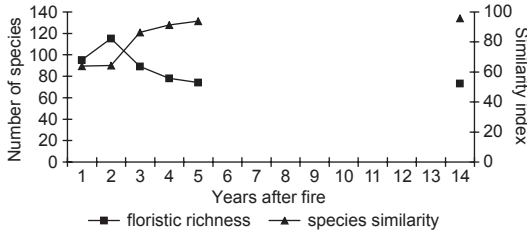


Fig. 3. Development and similarity of floristic composition after the fire.

The flora of the unburned area (400 m²) consisted of 71 species, and it did not change (floristically) during the fourteen years after the fire. In the burned area (400 m²), the presence of plant species changed throughout the observation period as follows: 95 species in the first year, 115 species in the second year, 89 species in the third year, 78 species in the fourth year, 74 species in the fifth year, and 73 species in the fourteenth year (Table 1).

The community corresponding to *Quercus coccifera* coppices went through four phases in terms of changes in the floristic richness after fire. In the first phase, during the first two months, there was no vegetative re-sprouting; in the second phase, during the following two years, there was a rapid increase of taxa (in this phase the floristic richness reached the maximum value); in the third phase, during the third and the fourth years after the fire, there was a slow decrease of taxa; and in the fourth phase, the fifth year, the number of taxa was stable (Fig. 3). In the last phase the shrubs also reached adult size and maturity.

98.6% of the species, which belong to the

pre-fire vegetation, reappeared in the three years after the fire (Table 2). The return towards a metastable state was quite rapid. It is known that some Mediterranean ecosystems evolve with fire and that most plant species have developed adaptive mechanisms (Trabaud 1987a). These mechanisms could be associated with the strategies of persistence after a fire (e.g. species that regenerate well or disseminate numerous seeds after a fire).

Many herbaceous re-sprouters having subterranean root organs (rhizomes, bulbs, or tubers) such as *Themeda triandra*, *Hyparrhenia hirta*, *Asphodelus aestivus* and *Urginea maritima* regenerated easily in the first year after the fire. These results agreed with those presented by other authors (Daubenmire 1968, Trabaud 1973).

The subterranean woody re-sprouters (*Quercus coccifera*, *Olea europaea* var. *sylvestris*, *Rhamnus oleoides*, *Phillyrae latifolia*, *Lithodora hispidula*), which dominated the vegetation before the fire, re-dominated and reached the previous situation in the fifth year. Sprouting of perennials after the fire depends on the survival of buds having vascular connections with the subterranean organs. Subterranean organs are protected from fire by the soil, which is a good isolator and conducts little heat produced by the burning vegetation (Packmann 1971, Aston & Gill 1976). Mooney and Dunn (1970) found that nearly 50% of small woody shrubs in California and Chile sprouted after a fire. Kruger (1977) suggested that approximately 65% of South African fynbos species behaved in the same manner. Naveh (1975) in

Table 2. Appearance proportions of resident and extrinsic species, and the floristic similarity between burned and unburned areas after fire.

Time after the fire	Burned sites				Sørensen similarity index
	No. of resident species	%	No. of extrinsic species	%	
4 months	20	28.1	1	1.7	43.5
1 year	33	46.5	41	69.5	63.9
2 years	10	14.1	16	27.1	64.3
3 years	7	9.9	1	1.7	86.3
4 years	1	1.4	0	0.0	91.3
5 years	0	0.0	0	0.0	93.8
14 years	0	0.0	0	0.0	95.8
Total	71	100	59	100	–

Israel and Trabaud and Lepart (1980) in southern France found that nearly all the woody species of these regions sprouted after a fire within 3–5 years.

The successive observation during the first five years and the fourteenth year showed that the reappearance of the taxa that were frequent before the fire progressively dominated the floristic composition of the vegetation. Returning back to a stable situation was faster in the *Quercus coccifera* scrubland and the floristic diversity was seen to be unchanged. These results indicate that the impact of the fire on the studied vegetation was similar to that observed by Trabaud and Lepart (1980) for the vegetation of Bas-Languedoc and by Thanos *et al.* (1989) for *Pinus brutia* forest ecosystems of the Samos Island.

Among the extrinsic species, the most prolific families were Fabaceae and Poaceae. It was observed that these families were more abundant in the first three years after the fire than in the pacific stage. Later (in the fifth year), they increased to pre-fire levels.

As regards *Cistus creticus* and *C. salviifolius*, our results disagree with some previous studies (Le Houereou 1974, Trabaud 1982, Thanos *et al.* 1989). Those species were regarded as pyrophytic by Naveh (1975) and Keeley (1987), as opportunistic seeders by Trabaud (1987b) and, because of their capacity to develop in the absence of strong competitors, as helophytic pioneer species by Greig-Smith (1979) and Mazurek and Romane (1986). In our study, however, their abundance did not change similarly.

As a result, there was no real succession in the burned *Quercus coccifera* macchia, where different communities appeared, but a progressive reappearance of the previous vegetation. Auto-succession, i.e. the reconstitution of the former community, is a widespread phenomenon in the Turkish macchia vegetation.

References

- Arianoutsou-Faraggitaki, M. 1989: Post-fire successional recovery of a phrygic (east Mediterranean) ecosystem. — *Acta Oecol.* 5: 387–394.
- Aston, A. R. & Gill, A. M. 1976: Coupled soil moisture, heat and water vapour transfers under simulated fire conditions. — *Austral. J. Soil Res.* 14: 55–56.
- Böhlng, N. & Gerold, G. 1995: Post fire regeneration patterns and variations of soil properties in Mediterranean phrygic areas of Naxos/Greece. — *Geoökodynamik* 16: 333–345.
- Calvo, L., Tarrega, R. & Luis, E. 1992: Use of multivariate analysis to detect post-fire main changes in plant composition in forests of *Quercus pyrenaica* in Leon Province (NW Spain). — *Ecosyst. Res. Rep.* 5: 55–68.
- Daubenmire, R. 1968: Ecology of fire in grasslands. — *Adv. Ecol. Res.* 5: 209–266.
- Davis, P. H. 1965–1985: *Flora of Turkey and the East Aegean Islands*, vols. 1–9. — Edinburgh Univ. Press, U.K.
- Espirito-Santo, M. D., Rego, F. & Costa, J. C. 1992: Vegetation dynamics in the Sierra Dos Candeeiros (Central Portugal). — *Ecosyst. Res. Rep.* 5: 29–46.
- Greig-Smith, P. 1979: Pattern in vegetation. — *J. Ecol.* 67: 755–779.
- Hadjibiros, K. 2001: Setting properties for wildfire suppression policy in Greece, using a relation between yearly burned areas and recovery time. — *Global NEST: the Int. J.* 3: 37–43.
- Hanes, T. L. 1970: Succession after fire in the chaparral of southern California. — *Ecol. Monogr.* 41: 27–50.
- Keeley, J. E. 1987: Role of fire in seed germination on woody taxa in California chaparral. — *Ecology* 68(20): 454–443.
- Komarek, E. V. 1973: Ancient fires. — *Ann. Tall Timbers Fire Ecol. Conf.* 12: 219–240.
- Kruger, F. J. 1977: Ecology of Cape fynbos in relation to fire. — *USDA For. Serv. Gen. Rep.* 3: 230–244.
- Le Houereou, H. N. 1974: Fire and vegetation in the Mediterranean Basin. — *Ann. Tall Timbers Fire Ecol. Conf.* 13: 237–277.
- Le Houereou, H. N. 1977: Fire in vegetation in North Africa. — In: *Proceedings of the Symposium on Environmental Consequences of Fire and Fuel Management in Mediterranean Ecosystems*: 334–341. Forest Serv. Dep. Agric. U.S.
- Lucchesi, S. & Giovannini, G. 1992: Plant community dynamics following fire: A case study in Tuscany. — *Ecosyst. Res. Rep.* 5: 47–54.
- Mazurek, H. & Romane, F. 1986: Dynamics of young *Pinus pinaster* vegetation in a Mediterranean area: Diversity and niche-strategy. — *Vegetatio* 66: 27–40.
- Mazzoleni, S. & Esposito, A. 1992: Vegetative regrowth after fire and cutting of Mediterranean macchia species. — *Res. Rep.* 5: 87–99.
- Mooney, H. A. & Dunn, E. L. 1970: Convergent evolution of Mediterranean climate evergreen sclerophyll shrubs. — *Evolution* 24: 292–303.
- Naveh, Z. 1975: The evolutionary significance of fire in Mediterranean region. — *Vegetatio* 29: 199–208.
- Özbek, H., Dinç, U. & Kapur, S. 1974: Detailed etude and map of the soils of settlement areas of Çukurova University. — *Agricultural Faculty Publications* 73: 1–149. [In Turkish with English summary].
- Packmann, D. R. 1971: Heat transfer above a small ground fire. — *Austr. For. Res.* 5: 19–24.
- Tarrega, R., Luis-Calabuig, E. & Valbuena, L. 2001: Eleven years of recovery dynamic after experimental burning and cutting in two *Cistus* communities. — *Acta Oecol.*

- 22: 277–283.
- Thanos, C. A., Marcou, S., Hristodoulakis, D. & Yannitsaros A. 1989: Early post-fire regeneration in *Pinus brutia* forest ecosystems of Samos island (Greece). — *Acta Oecol.* 10: 79–94.
- Trabaud, L. 1973: Environmental study on the effects of prescribed burning on a *Quercus coccifera* L. garrigue: Early results. — *Proc. Annu. Tall Timbers* 97–129.
- Trabaud, L. 1981: Man and fire: impacts on Mediterranean vegetation. — In: Di Castri, F. R., Goodall, D. W. & Specht, R. L. (eds.), *Mediterranean-type shrublands, Ecosystems of the world* 11: 523–537. Elsevier, Amsterdam.
- Trabaud, L. 1982: Effects of past and present fire on the vegetation of the French Mediterranean region. — *USDA Forest Service Gen. Techn. Rep.* PSW-58: 450–457.
- Trabaud, L. 1987a: Dynamics after fire of sclerophyllous plant communities in the Mediterranean basin. — *Ecol. Medit.* 13(4): 25–37.
- Trabaud, L. 1987b: Natural and prescribed fire: Survival strategies of plants and equilibrium in Mediterranean ecosystems. — In: Tenhunen, J. D., Catarino, F. M., Lange, O. L. & Oechel, W. (eds.), *Plant response to stress* G15: 607–621. NATO ASI Series. Springer Verlag, Berlin.
- Trabaud, L. & Lepart, J. 1980: Diversity and stability in garrigue ecosystems after fire. — *Vegetatio* 43: 49–57.
- Trabaud, L. & Lepart, J. 1981: Changes in floristic composition of a *Quercus coccifera* garrigue in relation to different fire regimes. — *Vegetatio* 46: 105–116.
- Trabaud, L., Grosman, J. & Walter, T. 1985: Recovery of burnt *Pinus halepensis* Mill. forests: I. Understorey and litter phytomass development after wildfire. — *For. Ecol. Manage.* 12: 269–277.
- Troumbis, A. Y. 1992: The fire-cycle hypothesis in Mediterranean-type scrublands: the importance of single species demography. — *Ecosyst. Res. Rep.* 5: 173–181.
- Tükel, T. & Hatipoğlu, R. 1990: Burning and nitrogen fertilization effects on the understory vegetation of a typical Mediterranean maqui-brush plant community in Çukuova, Turkey. — *Agr. Medit.* 120: 310–315.
- Türkmen, N. & Düzenli, A. 1990: Original flora and features of a protected area in the East Mediterranean Region (Turkey). — *Doğa Tr. J. Bot.* 14: 97–108.